

## Superglass Insulation Ltd

Thistle Industrial Estate  
Kerse Road  
Stirling FK7 7QQ

Tel: 01786 451170 Fax: 01786 451245  
e-mail: [technical@superglass.co.uk](mailto:technical@superglass.co.uk)  
website: [www.superglass.co.uk](http://www.superglass.co.uk)



Agrément Certificate  
**14/5086**  
Product Sheet 2

### SUPERGLASS CAVITY WALL INSULATION

### SUPERWHITE 34 CAVITY WALL INSULATION

This Agrément Certificate Product Sheet<sup>(1)</sup> relates to Superwhite 34 Cavity Wall Insulation, a granulated glass mineral wool fibre material injected in loose form, for use in external masonry walls up to and including 12 metres in height, with nominal cavity widths not less than 90 mm, in new domestic and non-domestic buildings. The product may also be used in buildings over 12 metres in height where a height restriction waiver has been issued by the Certificate holder.

(1) Hereinafter referred to as 'Certificate'.

#### CERTIFICATION INCLUDES:

- factors relating to compliance with Building Regulations where applicable
- factors relating to additional non-regulatory information where applicable
- independently verified technical specification
- assessment criteria and technical investigations
- design considerations
- installation guidance
- regular surveillance of production
- formal three-yearly review.

#### KEY FACTORS ASSESSED

**Thermal properties** — the product has a declared thermal conductivity ( $\lambda_D$ )\* of  $0.034 \text{ W}\cdot\text{m}^{-1}\cdot\text{K}^{-1}$  (see section 6).

**Water resistance** — the product will resist the transfer of water across the cavity (see section 7).

**Condensation** — the product will contribute to limiting the risk of condensation (see section 8).

**Behaviour in relation to fire** — the product is classified as non-combustible (see section 9).

**Durability** — the product is durable, rot-proof, water resistant and sufficiently stable to remain effective as an insulation for the life of the building (see section 11).



The BBA has awarded this Certificate to the company named above for the product described herein. This product has been assessed by the BBA as being fit for its intended use provided it is installed, used and maintained as set out in this Certificate.

On behalf of the British Board of Agrément

A handwritten signature in black ink, appearing to read 'John Albon'.

Date of First issue: 27 May 2015

John Albon — Head of Approvals  
Construction Products

A handwritten signature in black ink, appearing to read 'Claire Curtis-Thomas'.

Claire Curtis-Thomas  
Chief Executive

*The BBA is a UKAS accredited certification body — Number 113. The schedule of the current scope of accreditation for product certification is available in pdf format via the UKAS link on the BBA website at [www.bbacerts.co.uk](http://www.bbacerts.co.uk)*

*Readers are advised to check the validity and latest issue number of this Agrément Certificate by either referring to the BBA website or contacting the BBA direct.*

British Board of Agrément  
Bucknalls Lane  
Watford  
Herts WD25 9BA

tel: 01923 665300  
fax: 01923 665301  
[clientservices@bba.star.co.uk](mailto:clientservices@bba.star.co.uk)  
[www.bbacerts.co.uk](http://www.bbacerts.co.uk)

©2015

# Regulations

In the opinion of the BBA, Superwhite 34 Cavity Wall Insulation, if installed, used and maintained in accordance with this Certificate, can satisfy or can contribute to satisfying the relevant requirements of the following Building Regulations (the presence of a UK map indicates that the subject is related to the Building Regulations in the region or regions of the UK depicted):



## The Building Regulations 2010 (England and Wales) (as amended)

<b>Requirement:</b>	C2(a)	<b>Resistance to moisture</b>
<b>Comment:</b>		The product can contribute to satisfying this Requirement. See section 7.1 of this Certificate.
<b>Requirement:</b>	C2(b)	<b>Resistance to moisture</b>
<b>Comment:</b>		The product can contribute to satisfying this Requirement. See section 7.2 of this Certificate.
<b>Requirement:</b>	C2(c)	<b>Resistance to moisture</b>
<b>Comment:</b>		The product can contribute to satisfying this Requirement. See sections 8.1 and 8.3 of this Certificate.
<b>Requirement:</b>	L1(a)(i)	<b>Conservation of fuel and power</b>
<b>Comment:</b>		The product can contribute to satisfying this Requirement. See sections 6.1 and 6.2 of this Certificate.
<b>Regulation:</b>	7	<b>Materials and workmanship</b>
<b>Comment:</b>		The product is an acceptable material. See section 11.1 and the <i>Installation</i> part of this Certificate.
<b>Regulation:</b>	26	<b>CO<sub>2</sub> emission rates for new buildings</b>
<b>Regulation:</b>	26A	<b>Fabric energy efficiency rates for new dwellings (applicable to England only)</b>
<b>Regulation:</b>	26A	<b>Primary energy consumption rates for new buildings (applicable to Wales only)</b>
<b>Regulation:</b>	26B	<b>Fabric performance values for new dwellings (applicable to Wales only)</b>
<b>Comment:</b>		The product can contribute to satisfying these Regulations. See sections 6.1 and 6.2 of this Certificate.



## The Building (Scotland) Regulations 2004 (as amended)

<b>Regulation:</b>	8(1)	<b>Durability, workmanship and fitness of materials</b>
<b>Comment:</b>		The product is an acceptable material. See section 11.1 and the <i>Installation</i> part of this Certificate.
<b>Regulation:</b>	9	<b>Building standards applicable to construction</b>
<b>Standard:</b>	3.4	<b>Moisture from the ground</b>
<b>Comment:</b>		The product can contribute to satisfying this Standard, with reference to clause 3.4.1 <sup>(1)(2)</sup> . See section 7.1 of this Certificate.
<b>Standard:</b>	3.10	<b>Precipitation</b>
<b>Comment:</b>		The product can contribute to satisfying this Standard, with reference to clause 3.10.1 <sup>(1)</sup> provided it complies with the conditions set out in section 7.2 of this Certificate.
<b>Standard:</b>	3.15	<b>Condensation</b>
<b>Comment:</b>		The product can contribute to satisfying this Standard, with reference to clauses 3.15.1 <sup>(1)(2)</sup> , 3.15.4 <sup>(1)(2)</sup> and 3.15.5 <sup>(1)(2)</sup> . See sections 8.2 and 8.3 of this Certificate.
<b>Standard:</b>	6.1(b)	<b>Carbon dioxide emissions</b>
<b>Standard:</b>	6.2	<b>Building insulation envelope</b>
<b>Comment:</b>		This product can contribute to satisfying clauses, or parts, of 6.1.1 <sup>(1)</sup> , 6.1.2 <sup>(2)</sup> , 6.1.6 <sup>(1)</sup> , 6.2.1 <sup>(1)(2)</sup> , 6.2.3 <sup>(1)</sup> , 6.2.4 <sup>(2)</sup> , 6.2.5 <sup>(2)</sup> , 6.2.6 <sup>(1)</sup> , 6.2.7 <sup>(1)</sup> , 6.2.8 <sup>(1)(2)</sup> , 6.2.9 <sup>(1)(2)</sup> , 6.2.10 <sup>(1)(2)</sup> , 6.2.11 <sup>(1)(2)</sup> , 6.2.12 <sup>(2)</sup> and 6.2.13 <sup>(1)(2)</sup> of these Standards. See sections 6.1 and 6.2 of this Certificate.
<b>Standard:</b>	7.1(a)(b)	<b>Statement of sustainability</b>
<b>Comment:</b>		The product can contribute to satisfying the relevant requirements of Regulation 9, Standards 1 to 6, and, therefore, will contribute to a construction meeting a bronze level of sustainability as defined in this Standard. In addition, the product can contribute to a construction meeting a higher level of sustainability as defined in this Standard, with reference to clauses 7.1.4 <sup>(1)(2)</sup> [Aspects 1 <sup>(1)(2)</sup> and 2 <sup>(1)</sup> ], 7.1.6 <sup>(1)(2)</sup> [Aspects 1 <sup>(1)(2)</sup> and 2 <sup>(1)</sup> ] and 7.1.7 <sup>(1)(2)</sup> [Aspect 1 <sup>(1)(2)</sup> ]. See sections 6.1 and 6.2 of this Certificate.
<b>Regulation:</b>	12	<b>Building standards applicable to conversions</b>
<b>Comment:</b>		All comments given for this product under Regulation 9, Standards 1 to 6, also apply to this Regulation, with reference to clause 0.12.1 <sup>(1)(2)</sup> and Schedule 6 <sup>(1)(2)</sup> . (1) Technical Handbook (Domestic). (2) Technical Handbook (Non-Domestic).



## The Building Regulations (Northern Ireland) 2012 (as amended)

<b>Regulation:</b>	22	<b>Fitness of materials and workmanship</b>
<b>Comment:</b>		The product is an acceptable material. See section 11.1 and the <i>Installation</i> part of this Certificate.
<b>Regulation:</b>	28(a)	<b>Resistance to moisture and weather</b>
<b>Comment:</b>		The product can contribute to satisfying this Regulation. See section 7.1 of this Certificate.
<b>Regulation:</b>	28(b)	<b>Resistance to moisture and weather</b>
<b>Comment:</b>		The product can contribute to satisfying this Regulation. See section 7.2 of this Certificate.
<b>Regulation:</b>	29	<b>Condensation</b>
<b>Comment:</b>		The product can contribute to satisfying this Regulation. See section 8.3 of this Certificate.
<b>Regulation:</b>	39(a)(i)	<b>Conservation measures</b>
<b>Regulation:</b>	40(2)	<b>Target carbon dioxide emission rate</b>
<b>Comment:</b>		The product can contribute to satisfying these Regulations. See sections 6.1 and 6.2 of this Certificate.

Information in this Certificate may assist the client, Principal Designer/CDM co-ordinator, designer and contractors to address their obligations under these Regulations.

See section: 3 *Delivery and site handling* (3.1) of this Certificate.

## Additional Information

### NHBC Standards 2014

NHBC accepts the use of Superwhite 34 Cavity Wall Insulation, other than in very severe exposure locations with fair-faced masonry, provided it is installed, used and maintained in accordance with this Certificate, in relation to *NHBC Standards*, Chapter 6.1, *External masonry walls*.

### CE marking

The Certificate holder has taken the responsibility of CE marking the product, in accordance with harmonised European Standard BS EN 14064-1 : 2010. An asterisk (\*) appearing in this Certificate indicates that data shown is given in the manufacturer's Declaration of Performance.

## Technical Specification

### 1 Description

1.1 Superwhite 34 Cavity Wall Insulation is a lightweight, granulated glass mineral wool, treated with a water repellent additive.

1.2 The target mean density of this product when installed is  $25 \text{ kg}\cdot\text{m}^{-3}$  over the entire installation. Individual areas within the wall must not have an absolute density variation of more than  $\pm 5 \text{ kg}\cdot\text{m}^{-3}$  from the target mean density when measured over an area of  $0.5 \text{ m}^2$ .

### 2 Manufacture

2.1 Material is placed on a collecting belt that feeds the material into a 'flake breaker' mill to reduce the mass to discrete fragments in a controlled and repeatable manner. The milled material is conveyed pneumatically, sprayed with silicone oil and mineral oil before entering the bagging station where the product is packed under compression into bags.

2.2 As part of the assessment and ongoing surveillance of products quality, the BBA has:

- agreed with the manufacturer the quality control procedures and product testing to be undertaken
- assessed and agreed the quality control operated over batches of incoming materials
- monitored the production process and verified that it is in accordance with the documented process
- evaluated the process for management of nonconformities
- checked that equipment has been properly tested and calibrated
- undertaken to carry out the above measures on a regular basis through a surveillance process, to verify that the specifications and quality control operated by the manufacturer are being maintained.

2.3 The management system of Superglass Insulation Ltd UK has been assessed and registered as meeting the requirements of BS EN ISO 9001 : 2012 (Certificate FM 02264) by BSI.

### 3 Delivery and site handling

3.1 The product is delivered to site in polythene-wrapped bales weighing approximately 16.6 kg, which should not be opened until required for use. The bales are marked with the BBA logo incorporating the number of this Certificate.

3.2 It is essential that the product is stored such that it is raised off the ground, inside or under cover, on a dry, level surface and protected from rain, snow and other sources of dampness. Nothing should be stored on top of the product.

3.3 Damaged, contaminated or wet materials must not be used.

## Assessment and Technical Investigations

The following is a summary of the assessment and technical investigations carried out on Superwhite 34 Cavity Wall Insulation.

## 4 General

4.1 Superwhite 34 Cavity Wall Insulation is satisfactory for use as an injected cavity wall insulation and is effective in reducing the thermal transmittance (U value) of external cavity walls with masonry inner and outer leaves (where masonry includes clay and calcium silicate bricks, concrete blocks, and natural and reconstituted stone blocks). The product is for use in new domestic and non-domestic buildings up to and including 12 metres in height, with cavity widths not less than 90 mm. It is essential that such walls are designed and constructed to incorporate the precautions given in this Certificate to prevent moisture penetration.

4.2 This Certificate covers the use of the product in the following hard to treat (HTT) applications:

- a building in excess of three storeys (see section 19 of this Certificate).

4.3 This Certificate covers the use of the product in any exposure zone, subject to the following conditions being met. They are particularly important in areas subject to severe or very severe driving rain:

- a site survey should be carried out prior to installation (see sections 12 and 14)
- the minimum cavity width must not be less than 90 mm
- walls must be in a good state of repair and show no evidence of frost damage
- raked or recessed mortar joints must not be used.

4.4 The NHBC does not accept the use of full fill insulation in very severe exposure locations with fair-faced masonry.

### Partial filling — omitted areas

4.5 Whenever practicable, all of the cavity space from ground level to the roof or gable copings should be filled, except when:

- separately insulating semi-detached or terraced properties. The cavity barrier used for this purpose is retained in the cavity and must be as defined in section 17.3
- filling up to the underside of a horizontal boundary, other than the roof, where that horizontal boundary is protected by a cavity tray or similar waterproof barrier
- treating properties where the wall to be insulated is below a waterproof cladding (eg tile hung) and this cladding either extends up to the roof or is protected at the top by other means (eg window sills).

4.6 New buildings subject to the national Building Regulations should be constructed in accordance with the relevant recommendations of:

- BS 8000-3 : 2001
- BS EN 1996-1-1 : 2005, BS EN 1996-1-2 : 2005, BS EN 1996-2 : 2006 and BS EN 1996-3 : 2006 and their UK National Annexes.

4.7 Other new buildings not subject to regulatory requirements should also be built in accordance with the Standards identified in section 4.6 of this Certificate.

4.8 In a new building where the product is to be installed:


- cavity battens or boards must be used to reduce the amount of mortar droppings left in the cavity
- injection of the product should be left until the cavity is sealed from the weather, ie the roof is in place and the window and door openings sealed.

## 5 Practicability of installation

The product must be installed by operatives trained and approved by the Certificate holder and subsequently approved by the BBA. The Certificate holder operates an Approved Installer Scheme<sup>(1)</sup> for this product under which the installers are approved, registered and regularly reviewed by the Certificate holder to demonstrate that they are competent to carry out installations of the product in accordance with this Certificate. Details of Approved Installers are available from the Certificate holder. Approved Installers are responsible for each installation of the product that they undertake (see section 15).

(1) The Certificate holder's records relating to their Approved Installer Scheme will be audited annually by the BBA as part of its programme of surveillance.

## 6 Thermal properties

 6.1 Calculations of the thermal transmittance (U value) of specific external wall constructions should be carried out in accordance with BS EN ISO 6946 : 2007 and BRE Report BR 443 : 2006, using the insulation's declared thermal conductivity ( $\lambda_D$ ) of 0.034 W·m<sup>-1</sup>·K<sup>-1</sup>.

6.2 The U value of a typical brick and block cavity wall construction will depend on the cavity width and the insulating value of the internal block leaf and finish. Calculated U values for example constructions are given in Table 1 (for new buildings).

Table 1 Example cavity wall U values<sup>(1)</sup> — new buildings

U value requirement (W·m <sup>-2</sup> ·K <sup>-1</sup> )	U values (W·m <sup>-2</sup> ·K <sup>-1</sup> )	
	13 mm dense plaster <sup>(2)</sup> 100 mm dense block <sup>(3)</sup>	Plasterboard on dabs 100 mm AAC block <sup>(4)</sup>
0.18	170	150
0.19	165	140
0.25	125	100
0.26	120	95
0.27	115	90 <sup>(5)</sup>
0.30	100	90 <sup>(5)</sup>
0.35	90 <sup>(5)</sup>	90 <sup>(5)</sup>

(1) Assumes fixings correction for fully-penetrating stainless steel fixings (17 W·m<sup>-1</sup>·K<sup>-1</sup>) at 2.5 per m<sup>2</sup> with cross-sectional area of 12.5 mm<sup>2</sup>, nominal U value and 102 mm thick brick outer leaf.

(2) Plaster thermal conductivity of 0.57 W·m<sup>-1</sup>·K<sup>-1</sup>.

(3) Block and mortar thermal conductivity of 1.13 W·m<sup>-1</sup>·K<sup>-1</sup> and 0.88 W·m<sup>-1</sup>·K<sup>-1</sup> respectively.

(4) Block and mortar thermal conductivity of 0.12 W·m<sup>-1</sup>·K<sup>-1</sup> and 0.88 W·m<sup>-1</sup>·K<sup>-1</sup> respectively.

(5) This Certificate is restricted to a minimum cavity width not less than 90 mm.

## Junctions

6.3 Care must be taken in the overall design and construction of junctions with other elements and openings to minimise thermal bridges and air infiltration. Detailed guidance can be found in the documents supporting the national Building Regulations.

## 7 Water resistance



7.1 The product can be used in situations where it bridges the damp-proof course (dpc) in walls; dampness from the ground will not pass through to the inner leaf provided the wall is detailed in accordance with the requirements and provisions of the national Building Regulations.

**England and Wales** — Approved Document C, section 5

**Scotland** — Mandatory Standard 3.4, clause 3.4.1<sup>(1)(2)</sup>

(1) Technical Handbook (Domestic).

(2) Technical Handbook (Non-Domestic).

**Northern Ireland** — Technical Booklet C, sections 6.3 to 6.6.

7.2 When the product is properly installed in accordance with this Certificate, it will resist any water transfer across the cavity to the inner leaf.

## 8 Condensation

### Surface condensation



8.1 Walls will adequately limit the risk of surface condensation when the thermal transmittance (U value) does not exceed 0.7 W·m<sup>-2</sup>·K<sup>-1</sup> at any point and the junctions with other elements are designed in accordance with the guidance referred to in section 6.3 of this Certificate.



8.2 For buildings in Scotland, constructions will be acceptable where the thermal transmittance (U value) does not exceed 1.2 W·m<sup>-2</sup>·K<sup>-1</sup> at any point and the junctions with other elements are designed in accordance with the guidance referred to in BS 5250 : 2011, Annex G. Further guidance may be obtained from BRE Report BR 262 : 2002 and section 6.3 of this Certificate.

### Interstitial condensation



8.3 Walls will adequately limit the risk of interstitial condensation when they are designed and constructed in accordance with BS 5250 : 2011, Annexes D and G and the relevant guidance.

## 9 Behaviour in relation to fire

The fire classification\* of the product is Class A1 in accordance with BS EN 13501-1 : 2007 and it is therefore non-combustible.

## 10 Maintenance

As the product is confined within the wall cavity and has suitable durability (see section 11), maintenance is not required.

## 11 Durability



11.1 The product is unaffected by the normal conditions in a wall, and is durable, rot-proof, water resistant and sufficiently stable to remain effective as insulation for the life of the building.

11.2 Should it become necessary for any reason, the product can be evacuated from the cavity void.

## 12 Site assessment

12.1 Prior to the installation, an assessment must be carried out by a trained assessor, who may also be the installing technician, to ascertain the suitability of the property or properties to receive Superwhite 34 Cavity Wall Insulation. An assessment report is prepared and held at the installer's offices. Particular problems are specifically identified and any reasons for rejection of the work noted. Care should be taken at this stage for the assessor and the party commissioning the work to identify, and agree in writing as appropriate, any areas of the wall that will not be filled (see sections 18.8 and 18.9) and any special requirements for making good (see section 18.5).

12.2 Assessment of hard to treat (HTT) properties must be carried out by a member of the BBA Approved Assessor Scheme for Assessing the Suitability of Buildings for the Installation of Cavity Wall Insulation (see section 13). The assessment of partial fill cavities requires additional checks, as detailed in *BBA Policy 18: Requirements for Surveying of Hard to Treat Cavity Walls*<sup>(1)</sup>.

(1) Available on the BBA website ([www.bbacerts.co.uk](http://www.bbacerts.co.uk)).

## 13 Approved Assessors

All assessors of HTT properties must be BBA-approved, and registered with the BBA as part of the BBA Approved Installer and Assessor schemes. The BBA will monitor all Approved Assessors as part of the surveillance operated over BBA Approved Installers. BBA Inspectors will audit installation records during the annual office inspection to ensure that all HTT cavities have been filled in accordance with the relevant system Certificate including, where appropriate, that the property has been surveyed by an Approved Assessor.

## 14 Site preparation

14.1 The installing operative must ensure that the property has been correctly assessed and is suitable for insulation with the product. Any problems encountered during installation which prevent compliance with this Certificate must be referred to the installation company before proceeding.

14.2 Essential ventilation openings, such as those providing combustion air or underfloor ventilation, and all flues in the cavity wall must be checked. If adequate sleeving or other cavity closures are not present, installation must not proceed until these openings have been sleeved or otherwise modified to prevent blockage by the insulant.

14.3 Wherever practicably possible, all uncapped cavity walls must be sealed prior to installation, for example, with plugs of mineral fibre.

## 15 Approved Installers

Installation of the product must be carried out by the Certificate holder or their Approved Installers. An Approved Installer is defined as a company:

- required to satisfy an initial site installation check by the BBA following approval by the Certificate holder, and is subject to the BBA Assessment and Surveillance Scheme for BBA Approved Installers of Cavity Wall Insulation
- approved by the Certificate holder and the BBA to install the product
- having undertaken to comply with the Certificate holder's installation procedure
- employing technicians who have been issued with appropriate identity cards by the Certificate holder; at least one member of each installation team must carry a card
- subject to inspections by the Certificate holder, who oversees the activities of Approved Installers. It is a requirement that the Certificate holder undertakes inspections of each card-carrying technician using their products, and maintains records, as detailed in the *BBA Assessment and Surveillance Scheme for BBA Approved Installers of Cavity Wall Insulation*.

## 16 Supervision

16.1 Installation of the product should be carried out in accordance with the *BBA Assessment and Surveillance Scheme for BBA Approved Installers of Cavity Wall Insulation*.

16.2 During installation, the following simple checks can be made, as an aid to determining that the installation conforms to the certificated method:

- the pattern of holes complies with the description given in section 18.1
- injection of material takes place in each hole, to complete the filling of the cavity space.

## 17 General

17.1 The installation of the product is undertaken using blowing machines, tested and accepted for use with the product by the BBA.

17.2 The installer provides all necessary hoses, drilling tools, equipment and materials for making good the walls after the installation.

17.3 Where a semi-detached or terraced property is to be insulated, a cavity brush is inserted at the line dividing the properties to contain the insulation. This consists of a continuous nylon brush which is left in place when the installation is completed.

## 18 Procedure

18.1 The product can be blown into the cavity either from the external or internal leaf, using the same drill pattern as shown in Figures 1 and 2. Injection holes of 30 mm diameter are drilled in a diamond pattern at approximately 1.35 m centres. The topmost injection holes should not be more than 0.35 m below the upper edge of the cavity and not more than 1.0 m apart. The bottom row of holes should start approximately 0.8 m above dpc level. Additional holes may be required to ensure complete filling around building features, eg under window sills and around air bricks, at the tops of walls and under gables. The topmost holes should not be more than 0.8 m apart under the horizontal boundaries and 1.35 m apart under the sloping boundary at the top of the gable end (see Figures 1 and 2).

Figure 1 Typical drilling pattern

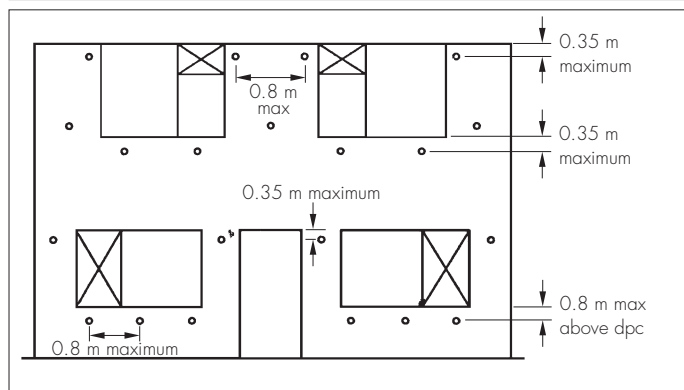
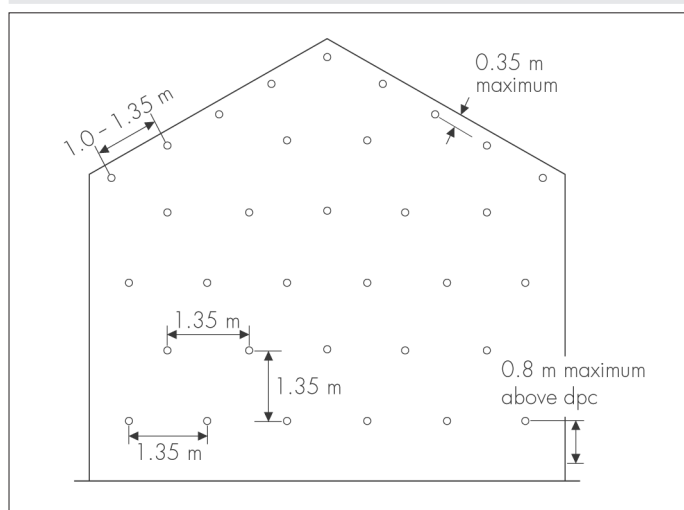


Figure 2 Typical drilling pattern — plain gable end



18.2 To prevent debris falling onto the insulation, installation should not start until the drilling has been completed.

18.3 The material is blown into the cavity under pressure through either one or two flexible pipes via a 28 mm nozzle. Where one pipe only is used, filling proceeds from the bottom to the top of the walls and from one elevation to the other. Where two pipes are used, the nozzles should commence filling in different elevations at a stop end (eg doorway) in the first horizontal row of holes and continue filling for two or three holes.

18.4 One nozzle can then be used above the other on the next row of holes, ensuring that the area below has been completely filled. Injection can continue using this method from one end to the other throughout the property. At no time should both nozzles be used in adjacent holes.

### Finishing

18.5 After injection, the drill holes are fully filled with mortar of a similar type, colour, texture and weathertightness to that of the existing wall. Where a wall requires a high degree of colour matching, the level of finish-matching should be agreed in writing during the site assessment. All trunked air vents (eg those providing underfloor ventilation and combustion air for heating appliances) are checked and any obstructions cleared. All flues must be carefully checked by an appropriate test (eg a smoke test) to verify that they are clear and unobstructed.

18.6 Insulant blown through the top of the cavity into the loft space is removed and any points of leakage sealed (see section 14.3).

## Omitted areas

18.7 In some circumstances access for drilling injection holes and filling with insulation may be limited by features such as carports, conservatories, cladding and tiling. The practicability of safely accessing and making good these areas, or installing the insulation through the inner leaf, may outweigh the benefits of insulating these areas.

18.8 It is permissible to omit such areas only when:

- a full justification detailing the reasons to omit areas is included in the survey report
- the assessor obtains written consent for omitting any areas of the wall from the party commissioning the work. The assessor must inform the commissioning party in writing that 'heat loss' through uninsulated areas will not be reduced, and that they will also be subject to a slightly higher risk of condensation.

## 19 Height restriction waivers

19.1 Superwhite 34 Cavity Wall Insulation is for use in buildings up to and including 12 metres in height, in domestic and non-domestic buildings. The product may also be used in buildings over 12 metres in height where a height restriction waiver has been issued by the Certificate holder.

19.2 The Certificate holder has a detailed programme for the assessment of buildings over 12 metres, as approved and maintained under surveillance by the BBA. Each installation beyond 12 metres must be individually assessed by the Certificate holder against this agreed assessment programme and documented approval given prior to the commencement of work.

## Technical Investigations

### 20 Tests

Results of tests were assessed to determine:

- resistance to rain penetration of an insulated cavity wall
- adequacy of fill using specified installation machinery and drilling pattern
- thermal conductivity
- characterisation of the product.

### 21 Investigations

21.1 Existing data on toxicity, durability and properties in relation to fire were evaluated.

21.2 The Certificate holder's training arrangements were evaluated.

21.3 An assessment of the practicability of installation was carried out.

21.4 A condensation risk analysis was carried out.

21.5 A series of U value calculations was carried out.

21.6 A calculation was undertaken to confirm the thermal conductivity ( $\lambda_D$ ).

21.7 The manufacturing process was examined, including the methods adopted for quality control, and details were obtained of the quality and composition of the materials used.

## Bibliography

BS 5250 : 2011 *Code of practice for control of condensation in buildings*

BS 8000-3 : 2001 *Workmanship on building sites — Code of practice for masonry*

BS EN 1996-1-1 : 2005 *Eurocode 6 — Design of masonry structures — General rules for reinforced and unreinforced masonry structures*

NA to BS EN 1996-1-1 : 2005 *UK National Annex to Eurocode 6 — Design of masonry structures — General rules for reinforced and unreinforced masonry structures*

BS EN 1996-1-2 : 2005 *Eurocode 6 — Design of masonry structures — General rules — Structural fire design*

NA to BS EN 1996-1-2 : 2005 *UK National Annex to Eurocode 6 — Design of masonry structures — General rules — Structural fire design*

BS EN 1996-2 : 2006 *Eurocode 6 — Design of masonry structures — Design considerations, selection of materials and execution of masonry*

NA to BS EN 1996-2 : 2006 *UK National Annex to Eurocode 6 — Design of masonry structures — Design considerations, selection of materials and execution of masonry*

BS EN 1996-3 : 2006 *Eurocode 6 — Design of masonry structures — Simplified calculation methods for unreinforced masonry structures*

NA to BS EN 1996-3 : 2006 *UK National Annex to Eurocode 6 — Design of masonry structures — Simplified calculation methods for unreinforced masonry structures*

BS EN 13501-1 : 2007 *Fire classification of construction products and building elements — Classification using data from reaction to fire tests*



BS EN 14064-1 : 2010 *Thermal insulation products for buildings — In-situ formed loose-fill mineral wool (MWV) products — Specification for the loose-fill products before installation*

BS EN ISO 6946 : 2007 *Building components and building elements — Thermal resistance and thermal transmittance — Calculation method*

BS EN ISO 9001 : 2012 *Quality management systems — Requirements*

BRE Report (BR 262 : 2002) *Thermal insulation: avoiding risks*

BRE Report (BR 443 : 2006) *Conventions for U-value calculations*

## Conditions of Certification

### 22 Conditions

22.1 This Certificate:

- relates only to the product/system that is named and described on the front page
- is issued only to the company, firm, organisation or person named on the front page — no other company, firm, organisation or person may hold or claim that this Certificate has been issued to them
- is valid only within the UK
- has to be read, considered and used as a whole document — it may be misleading and will be incomplete to be selective
- is copyright of the BBA
- is subject to English Law.

22.2 Publications, documents, specifications, legislation, regulations, standards and the like referenced in this Certificate are those that were current and/or deemed relevant by the BBA at the date of issue or reissue of this Certificate.

22.3 This Certificate will remain valid for an unlimited period provided that the product/system and its manufacture and/or fabrication, including all related and relevant parts and processes thereof:

- are maintained at or above the levels which have been assessed and found to be satisfactory by the BBA
- continue to be checked as and when deemed appropriate by the BBA under arrangements that it will determine
- are reviewed by the BBA as and when it considers appropriate.

22.4 The BBA has used due skill, care and diligence in preparing this Certificate, but no warranty is provided.

22.5 In issuing this Certificate, the BBA is not responsible and is excluded from any liability to any company, firm, organisation or person, for any matters arising directly or indirectly from:

- the presence or absence of any patent, intellectual property or similar rights subsisting in the product/system or any other product/system
- the right of the Certificate holder to manufacture, supply, install, maintain or market the product/system
- actual installations of the product/system, including their nature, design, methods, performance, workmanship and maintenance
- any works and constructions in which the product/system is installed, including their nature, design, methods, performance, workmanship and maintenance
- any loss or damage, including personal injury, howsoever caused by the product/system, including its manufacture, supply, installation, use, maintenance and removal
- any claims by the manufacturer relating to CE marking.

22.6 Any information relating to the manufacture, supply, installation, use, maintenance and removal of this product/system which is contained or referred to in this Certificate is the minimum required to be met when the product/system is manufactured, supplied, installed, used, maintained and removed. It does not purport in any way to restate the requirements of the Health and Safety at Work etc. Act 1974, or of any other statutory, common law or other duty which may exist at the date of issue or reissue of this Certificate; nor is conformity with such information to be taken as satisfying the requirements of the 1974 Act or of any statutory, common law or other duty of care.